

2009/10 Grants and Cooperative Agreements Program Public Comments

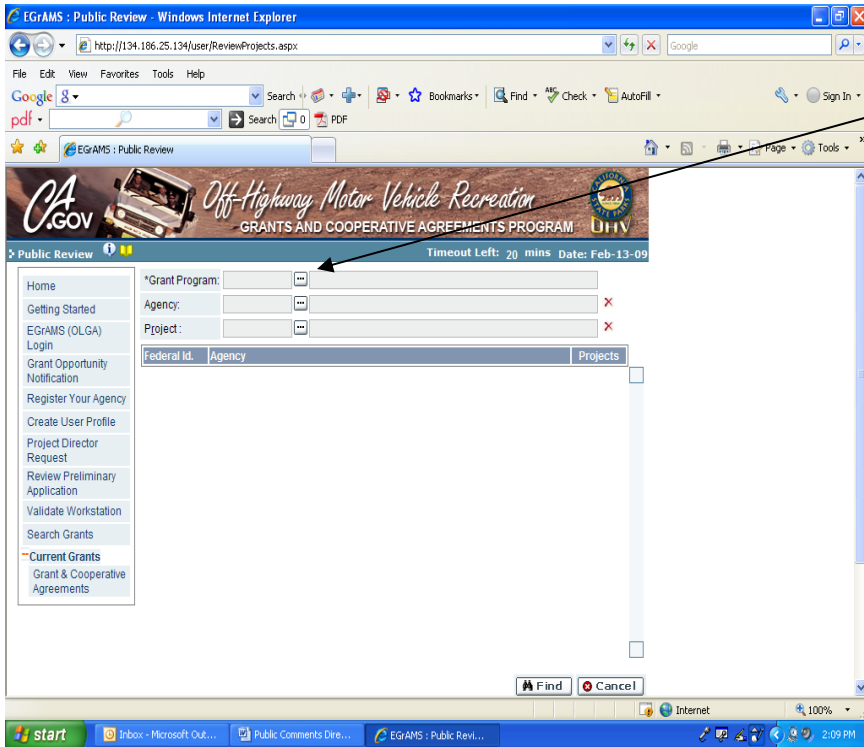
The Grants and Cooperative Agreements Program allows for a public review and comment period. This is an opportunity for the public to review the preliminary applications that have been submitted to the Off-Highway Motor Vehicle Recreation (OHMVR) Division for consideration during the current grant cycle. The public may provide comment to both the applicant as well as the OHMVR Division by emailing the contact person listed on the preliminary application and carbon copying the OHMVR Division at OHVinfo@parks.ca.gov. The beginning of the public comment period begins March 2, 2010 and ends April 5, 2010.

The Division's On-Line Grant Application (OLGA) database allows the public to view preliminary applications in a centralized location. Included in this document are directions that will allow you to view all the preliminary applications in a PDF format.



Step 1 – From the OLGA Home Page, click on “Review Preliminary Application”.

This action will bring up the screen in Step 2.



Step 2 – Click on the “Drop-Down Menu” in the Grants Program section.

This action will bring up the screen in Step 3.

Lookup - Windows Internet Explorer

http://134.186.25.134/include/FrmLookup.aspx?ControlName=ctlLookupG

Code :

Description :

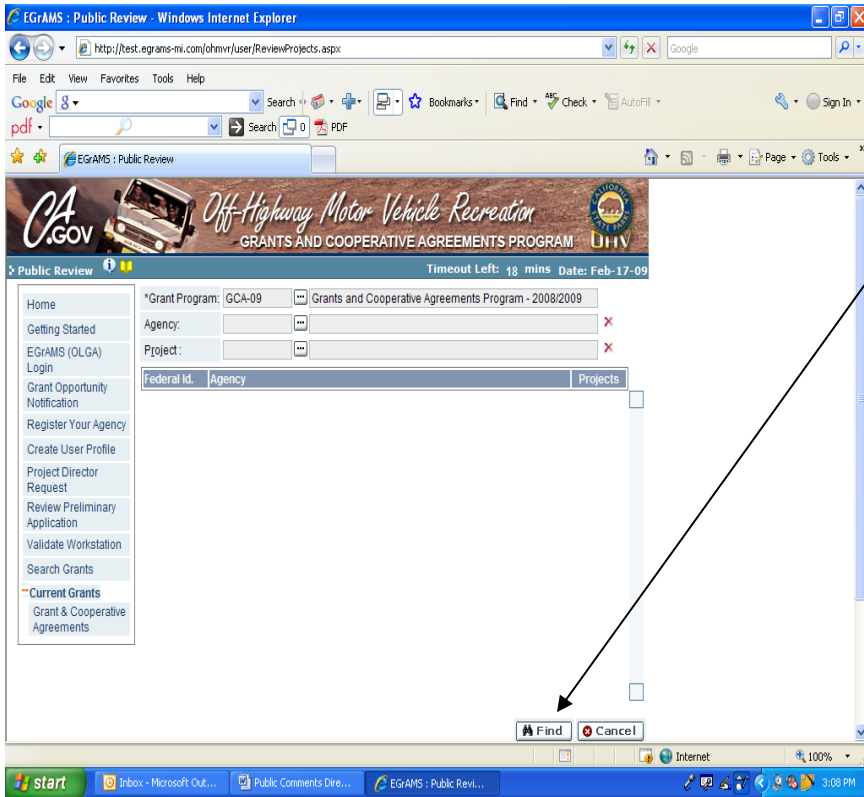
Record Count : Page 1 of 1

	Code	Description
<input type="checkbox"/>	GCA-08	Grants and Cooperative Agreements Program - 2008/2009
<input type="checkbox"/>	GCA-09	Grants and Cooperative Agreements Program - 2009/2010

Internet 100%

Step 3 – Select “GCA-09”.

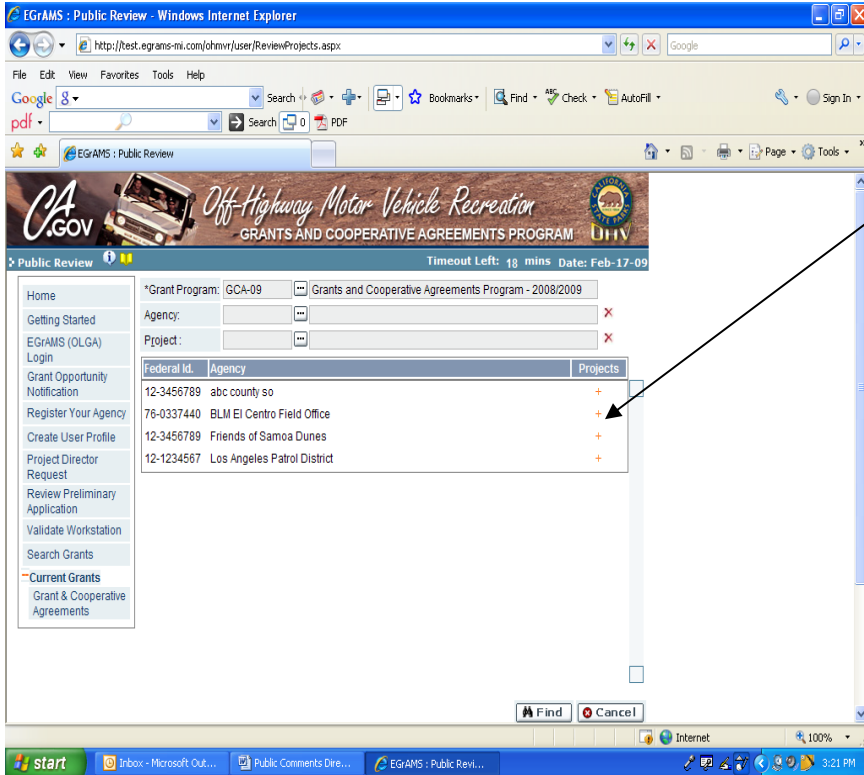
This action will bring up the screen in Step 4.



Step 4 – Click the Find button at the bottom of the screen.

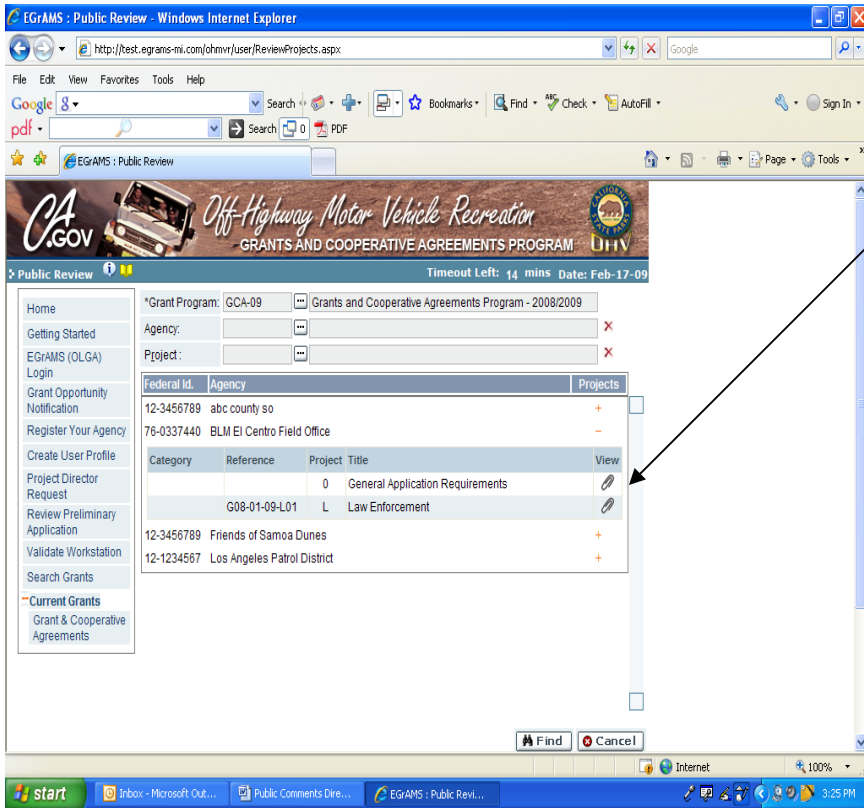
This action will list all the applications that were submitted to the OHMVR Division in the first phase of the application process.

This action will bring up the screen in Step 5.



Step 5 – Click the agency that you wish to review by clicking on the "+" sign under the Projects column.

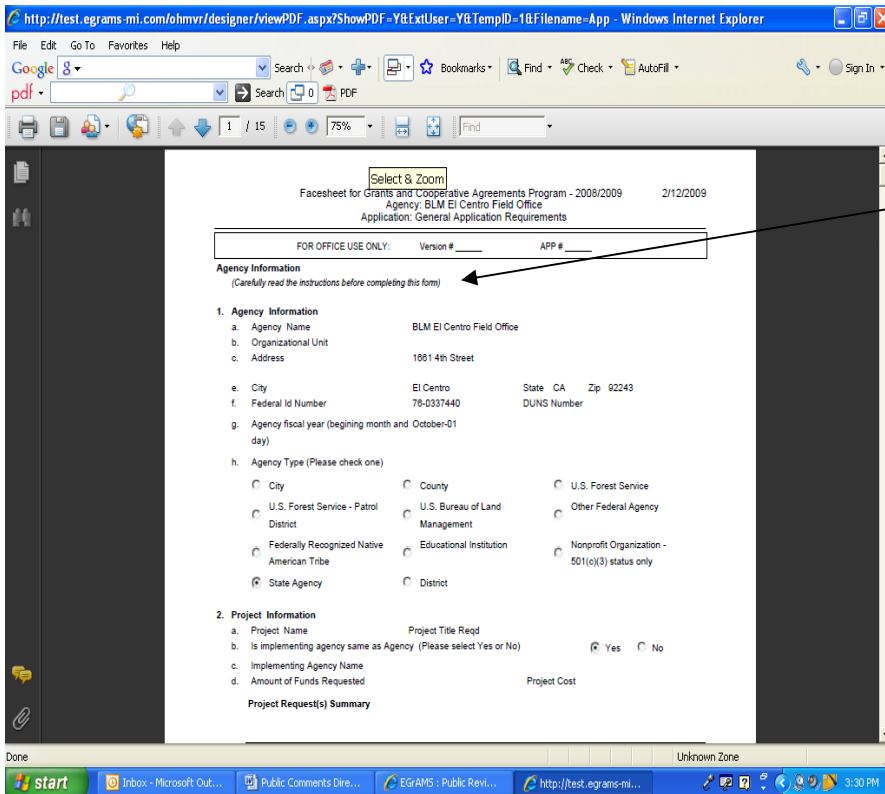
This action will bring up the screen in Step 6.



Step 6 – You will be able to see each section by clicking on the “paper clip”.

This action will bring up the screen below.

Note: The contact person can be found in the General Application Requirements section.



The screen shown will provide all the information provided in the preliminary application.

Note: to view other project, follow Steps 5 and 6.